


A

EQUIPMENT


Don't wait to update!
Get new capabilities
for your ActivPanels
that help teachers
connect with all of
their students.



Engage Students


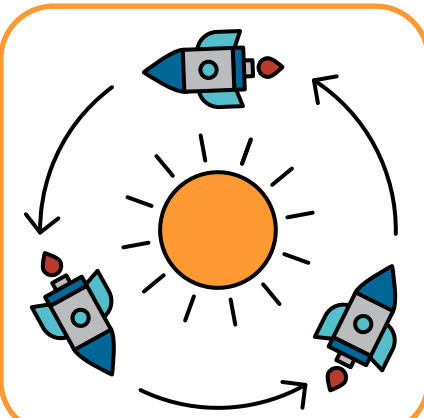


Secure Devices



Empower Teachers

B




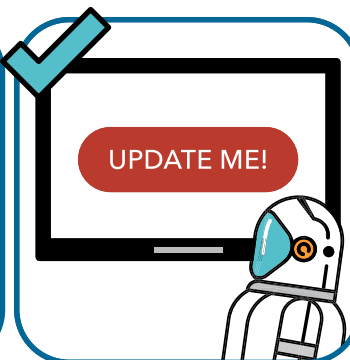

REFUELING

Software updates are free and
happen 3 times per calendar
year, timed so they can be
installed while school isn't in
session. So put your seat back
and enjoy the ease of updating.

C

LIFTOFF

Updates are simple
for your IT admins to
evaluate and install.
The step-by-step
instructions are on
the back!





ActivPanel Planned Software Releases: Details

The scheduled software release timing of April, June, and November was selected because of the proximity to school breaks. This gives the IT team time to evaluate, plan, and deploy during periods when class time will not be disrupted.

Software Releases will feature Release Notes, including a summary table of the changes that are included so that your IT department can determine what testing or training needs to be completed before accepting a release.

Major Releases are revisions to the supported Promethean product that involve engineering work to provide significant enhancements or support for new devices. This could possibly include adding support for a new ActivPanel or ActivConnect device.

Minor Releases are revisions and updates to the supported Promethean product that encapsulate software bug fixes and other small updates.

Change Summary Categories

- Security Update
- OS Update
- Firmware Update
- API Change
- UI Change
- New Features/Apps
- Bug Fixes

Software Update Installation Instructions

On each of your school's ActivPanels, follow these steps:

1. Open the unified menu and navigate to the Locker.
2. Launch the Promethean Update app.
3. Tap Check for Updates. The app will show a new release is available.
4. Tap Install on the right side of the confirmation box. Download and install will begin.
5. The update will take several minutes. Do not disconnect, shut down, or interact with panel during update installation.
6. Panel will restart and return to home screen when complete.

Updates can also be downloaded and installed from a USB drive. The update URL below includes complete instructions on how.

For additional information about updates, contact your Promethean rep or visit:

<https://support.prometheanworld.com/update>

